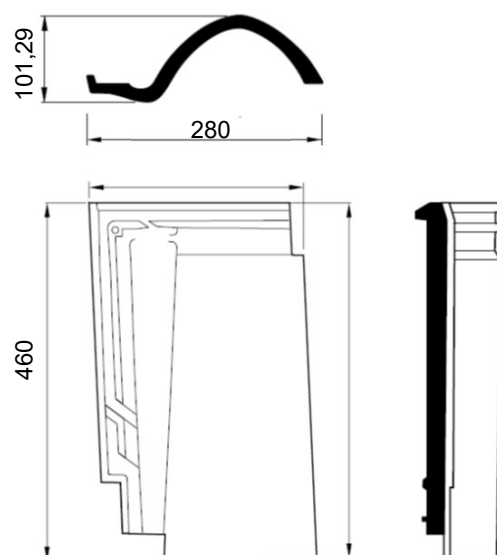


Coppo Domus

Coppo Domus is designed to combine the aesthetics of a bent roof tile with the easy laying of the interlocking roof tiles. Irregular surface finishing with a light veined effect evokes the marks left by the skilled fingers of the craftsman. Antique colours and rough surface resemble the beauty of old Italian roofs.

TECHNICAL DATA		UM
Dimension	mm	460(L) x 280(W)
Weight	kg	3,6
Batten gauge	mm	370 – 380 (recom. 375)
Mechanical strength	daN	> 120
External fire resistance		B _{roof}
Reaction to fire		A1
Covering capacity	pcs/sqm	ca. 11,5
Minimum pitch		30% (16,7°)
Cover width	mm	229
Packaging	pcs/pallet	180 (domestic pack.) 192/256 (export pack.)



Dimensions in millimeters

Braas clay roof tiles satisfy the requirements of the **UNI EN 1304** reference norm and the test methods for the following characteristics:

- Impermeability
- Frost resistance
- Mechanical resistance

The conformity with the UNI EN 1304 standard is guaranteed by the CE marking.


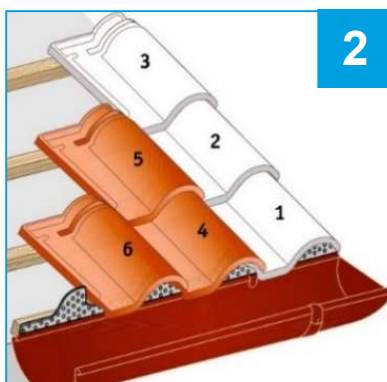

Braas roof tiles are tested according to UNI EN 539/2 and pass the test after 400 freeze-thaw cycles (the norm requires 90 cycles for Italy and 150 cycles for the northern European countries). This performance ensures the durability even with harsh climate conditions.

Installation Instructions

1. The roof tiles must be installed on battens or proper support (min. batten size 40 x 40 mm)
2. The roof tiles must be installed with straight bonds (aligned joints)
3. The installation of roof tiles at a roof pitch < 30% is not possible
4. Use of waterproofing underlay is always necessary (see below)

Roof pitch				Installation instructions	
Degrees		%		Waterproofing layer	Batten Distance
from	to	from	to		
	≥ 30,6°		≥ 60	A waterproofing underlay is always necessary to avoid leakages in case of adverse climate conditions. In case of climates subject to Tropical conditions, the use of a waterproofing membrane is mandatory.	Recommended batten gauge: 375 mm Recommended batten section: 40 mm x 40 mm
24,1°	30,6°	45	60		
19,3°	24,1°	35	45		
16,7°	19,3°	30	35		
< 16,7°		< 30		not possible	

Sequence of Installation



source: A.N.D.I.L

Colour Range



Coppo Domus rustico Rinascimento



Coppo Domus rustico Rodi